

New Listings

2,136

▲ 11.95% (1M Pr)

▲ 0.56% (3M Pr)

▼ -16.79% (6M Pr)

▼ -0.37% (12M Pr)

Active Listings

8,215

▲ 1.24% (1M Pr)

▼ -5.91% (3M Pr)

▼ -11.28% (6M Pr)

▲ 10.12% (12M Pr)

Under Contract

1,603

▼ -1.96% (1M Pr)

▼ -3.20% (3M Pr)

▼ -11.14% (6M Pr)

▲ 7.15% (12M Pr)

Sold Listings

1,129

▼ -2.25% (1M Pr)

▼ -7.99% (3M Pr)

▼ -10.96% (6M Pr)

▼ -2.34% (12M Pr)

AVG DOM

99

▲ 4.21% (1M Pr)

▲ 12.50% (3M Pr)

▲ 12.50% (6M Pr)

▲ 35.62% (12M Pr)

Sales by Price Range

25.60%

11.07%

6.55%

1.42%

7.97%

11.07%

11.43%

24.89%

0-125K

125K-200K

200K-300K

300K-500K

500K-750K

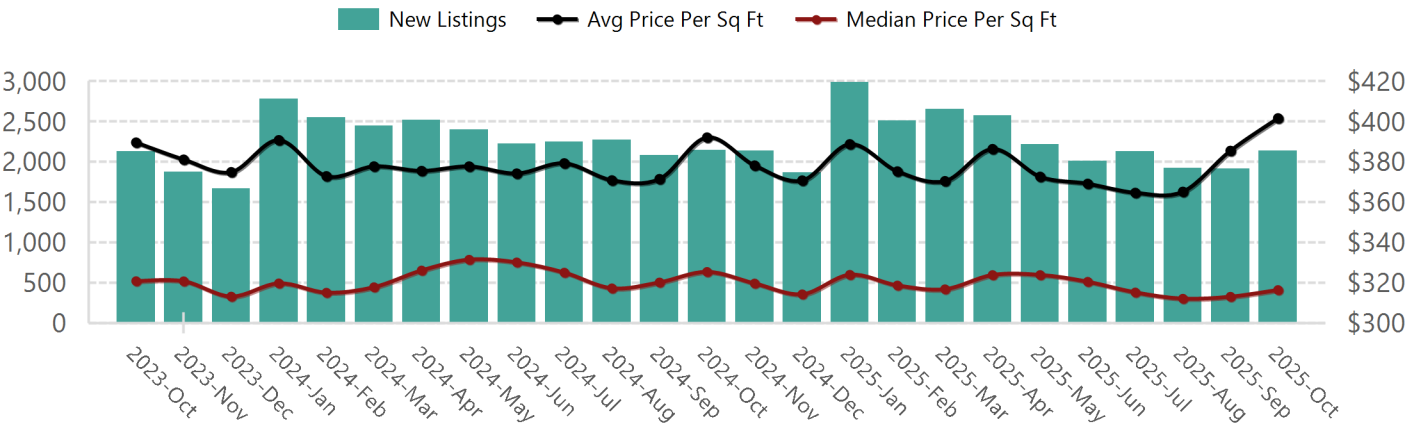
750K-1.2M

1.2M-3M

3M+

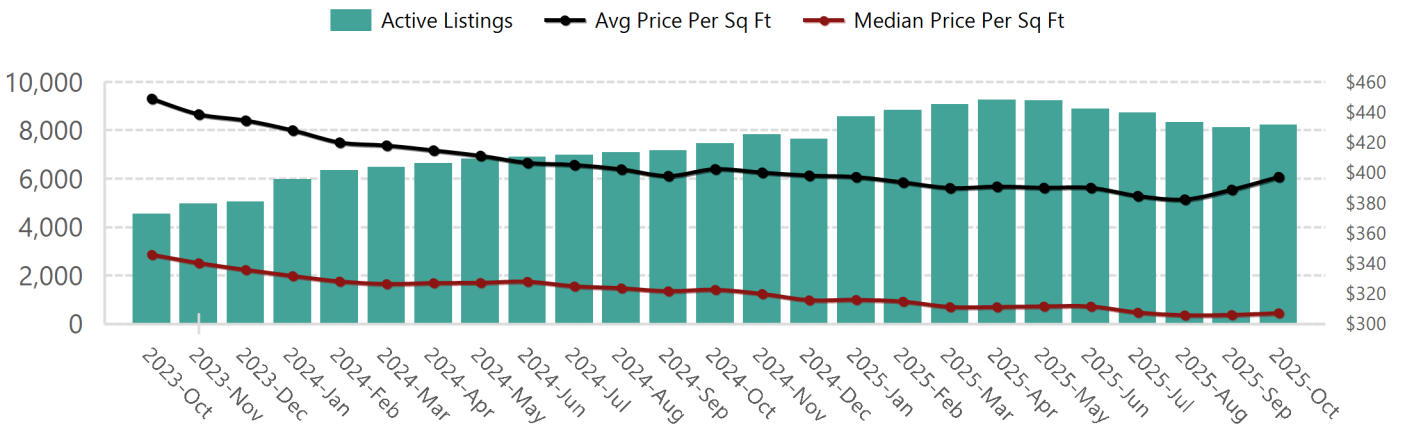
New Listings and Price Per Sq Ft

Last 24 Months - New Listings and Price Per Sq Ft



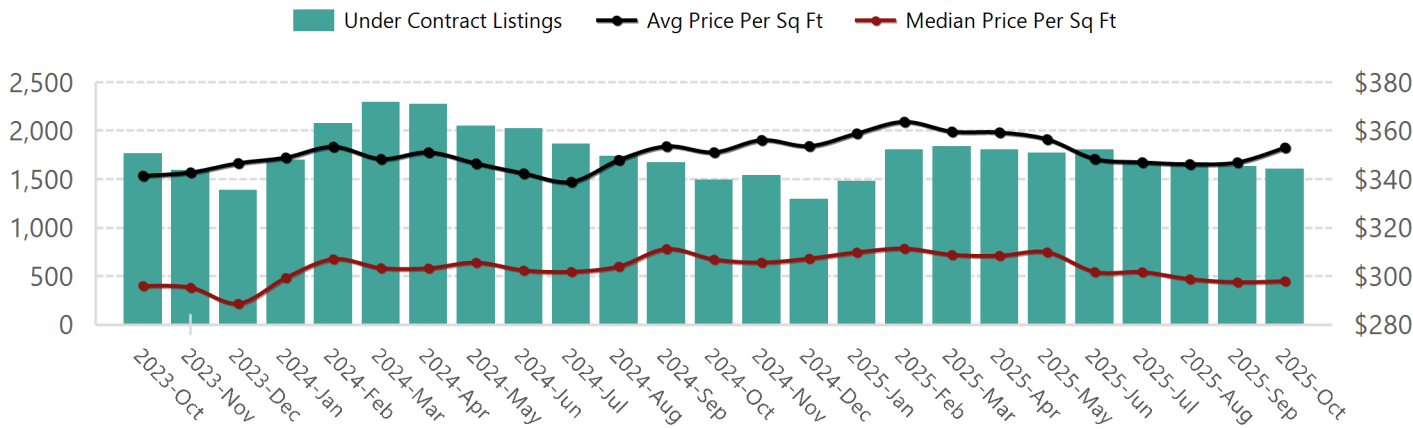
Active Listings and Price Per Sq Ft

Last 24 Months - Active Listings and Price Per Sq Ft



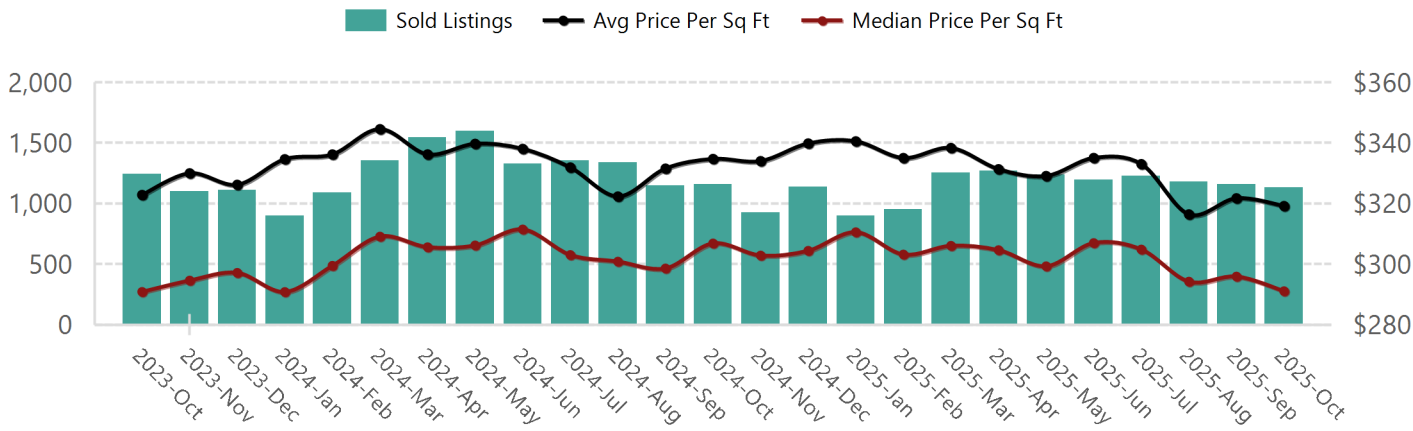
Under Contract Listings and Price Per Sq Ft

Last 24 Months - Under Contract Listings and Price Per Sq Ft



Sold Listings and Price Per Sq Ft

Last 24 Months - Sold Listings and Price Per Sq Ft



Months of Supply/Sold to List by Price Range

YYYY-MMM	0-100K		100K-200K		200K-300K		300K-500K		500K-700K		700K-1M		1M-3M		3M +	
	MOS	STL	MOS	STL	MOS	STL	MOS	STL	MOS	STL	MOS	STL	MOS	STL	MOS	STL
2025-Oct	7.44	91.6%	10.63	94.8%	9.24	94.2%	6.2	96.9%	4.41	96.8%	6.68	94.9%	10.27	93.4%	25.81	92.2%
2025-Sep	8.68	91.2%	10.13	94.1%	8.44	94.5%	5.69	96.3%	5.2	96.9%	5.37	94.9%	7.99	94.3%	40.11	92.2%
2025-Aug	8.8	91.8%	9.23	94.2%	8.65	94.7%	5.58	96.1%	5.39	96.7%	6.02	95.8%	7.85	94.2%	37.22	94.3%
2025-Jul	7.81	90.4%	11.45	92.8%	7.61	94.7%	5.98	96.3%	5.24	97.0%	5.89	95.2%	8.96	94.2%	17.74	92.1%
2025-Jun	7.6	89.1%	10.71	92.7%	8.93	93.5%	6.79	96.7%	5.41	97.1%	5.93	96.1%	7.93	93.2%	23.73	93.2%
2025-May	6.39	92.0%	13.2	93.6%	10.19	95.3%	6	96.5%	5.09	96.6%	6.45	95.7%	8.39	93.5%	22.38	91.3%
2025-Apr	6.19	91.9%	10.53	94.9%	10.07	95.1%	5.83	96.2%	5.74	96.2%	5.62	95.8%	9.39	93.3%	16.36	91.2%
2025-Mar	7.57	91.2%	9.35	94.6%	9.89	94.6%	5.83	96.4%	5.35	96.8%	5.99	95.3%	8.58	94.7%	18.47	94.7%
2025-Feb	7.46	93.7%	14.38	93.8%	11.78	93.9%	7.74	96.2%	6.8	97.3%	7.37	94.7%	12.43	94.0%	19.44	92.6%
2025-Jan	8.53	89.4%	13.92	94.4%	13.52	93.9%	7.9	96.4%	7	96.8%	7.78	95.9%	10.11	94.4%	24.93	84.9%
2024-Dec	6.78	92.7%	9.95	94.2%	10.23	94.9%	5.12	96.9%	4.38	96.8%	6.3	95.1%	8.12	92.6%	18.82	92.9%
2024-Nov	8.4	92.1%	12.6	95.3%	9.96	94.9%	6.51	97.1%	6.35	96.8%	7.55	95.0%	11.39	94.0%	27.83	92.3%
2024-Oct	5.34	94.3%	10.41	95.5%	7.51	95.6%	4.98	96.6%	4.46	96.8%	7.25	95.2%	8.84	94.5%	15.95	91.8%